

Industrial Opportunity

CBRE ROYAL LEPAGE KELOWNA
COMMERCIAL

For Sublease

250 Beaver Lake Road | Kelowna, BC

State-of-the-Art Warehouse Facility
30,710 SF Available Immediately




Property Details


Building Area	30,710 SF
Sublease Rate	Contact Listing Agents
Additional Rent	Contact Listing Agents
Term	Up to November 30, 2031
Availability	Immediately


Location Features


- Direct access to Highway 97
- 10 minutes to Kelowna International Airport
- Zoning: I-2 (General Industrial)
- New industrial park home to national courier companies and manufacturers
- Close to numerous amenities including card lock


Property Features

 ± 28-foot clear ceiling height

 347/600V 3-phase power

 Building designed to accommodate 53' semi-trucks and trailers

 LED-lighting with occupancy motion sensors



 9 dock & 4 grade loading doors

 Generous staff & visitor parking

 HVAC with economizers & ceiling fans

 35 acre Industrial Park setting

*All property features should be independently verified by prospective parties.



Site Plan



*not to scale

30,710 SF

State-of-the-Art Warehouse Facility



Contact Us

Harry Ghag

Personal Real Estate Corporation
Vice President
Advisory & Transaction Services
harry.ghag@cbre.com
604 662 5112

Nicholas Westlake

Personal Real Estate Corporation
Associate Vice President
Advisory & Transaction Services
Nicholas.Westlake@cbre.com
604 662 5115

Steve Laursen

Personal Real Estate Corporation
Royal LePage Kelowna Commercial
stevelaursen@rlkcommercial.com
250 808 8101



This disclaimer shall apply to CBRE Limited, Real Estate Brokerage, and to all other divisions of the Corporation; to include all employees and independent contractors ("CBRE"). The information set out herein, including, without limitation, any projections, images, opinions, assumptions and estimates obtained from third parties (the "Information") has not been verified by CBRE, and CBRE does not represent, warrant or guarantee the accuracy, correctness and completeness of the Information. CBRE does not accept or assume any responsibility or liability, direct or consequential, for the Information or the recipient's reliance upon the Information. The recipient of the Information should take such steps as the recipient may deem necessary to verify the Information prior to placing any reliance upon the Information. The Information may change and any property described in the Information may be withdrawn from the market at any time without notice or obligation to the recipient from CBRE. CBRE and the CBRE logo are the service marks of CBRE Limited and/or its affiliated or related companies in other countries. All other marks displayed on this document are the property of their respective owners. All Rights Reserved. Mapping Sources: Canadian Mapping Services canadamapping@cbre.com; DMTI Spatial, Environics Analytics, Microsoft Bing, Google Earth